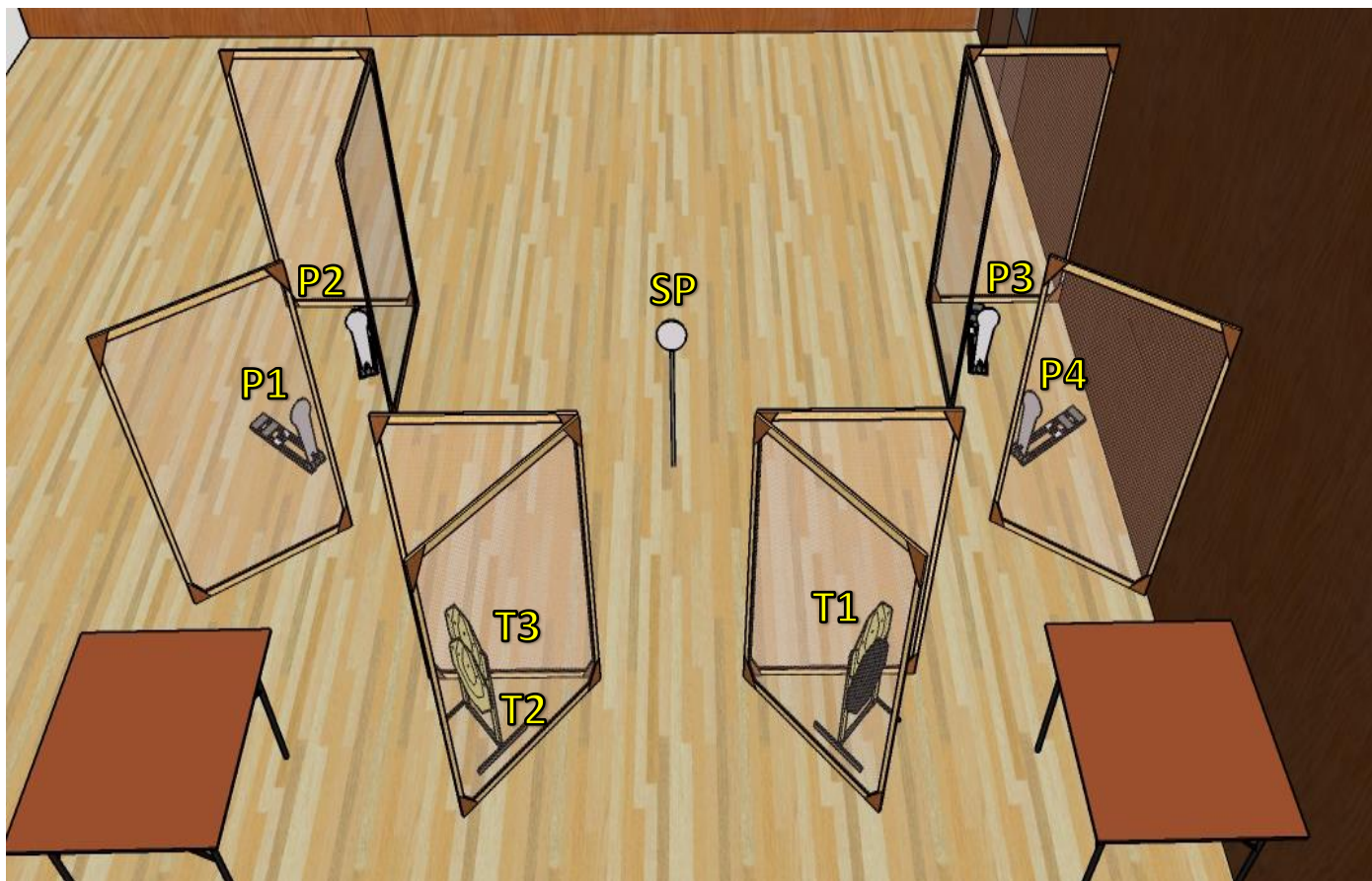



STAGE 1



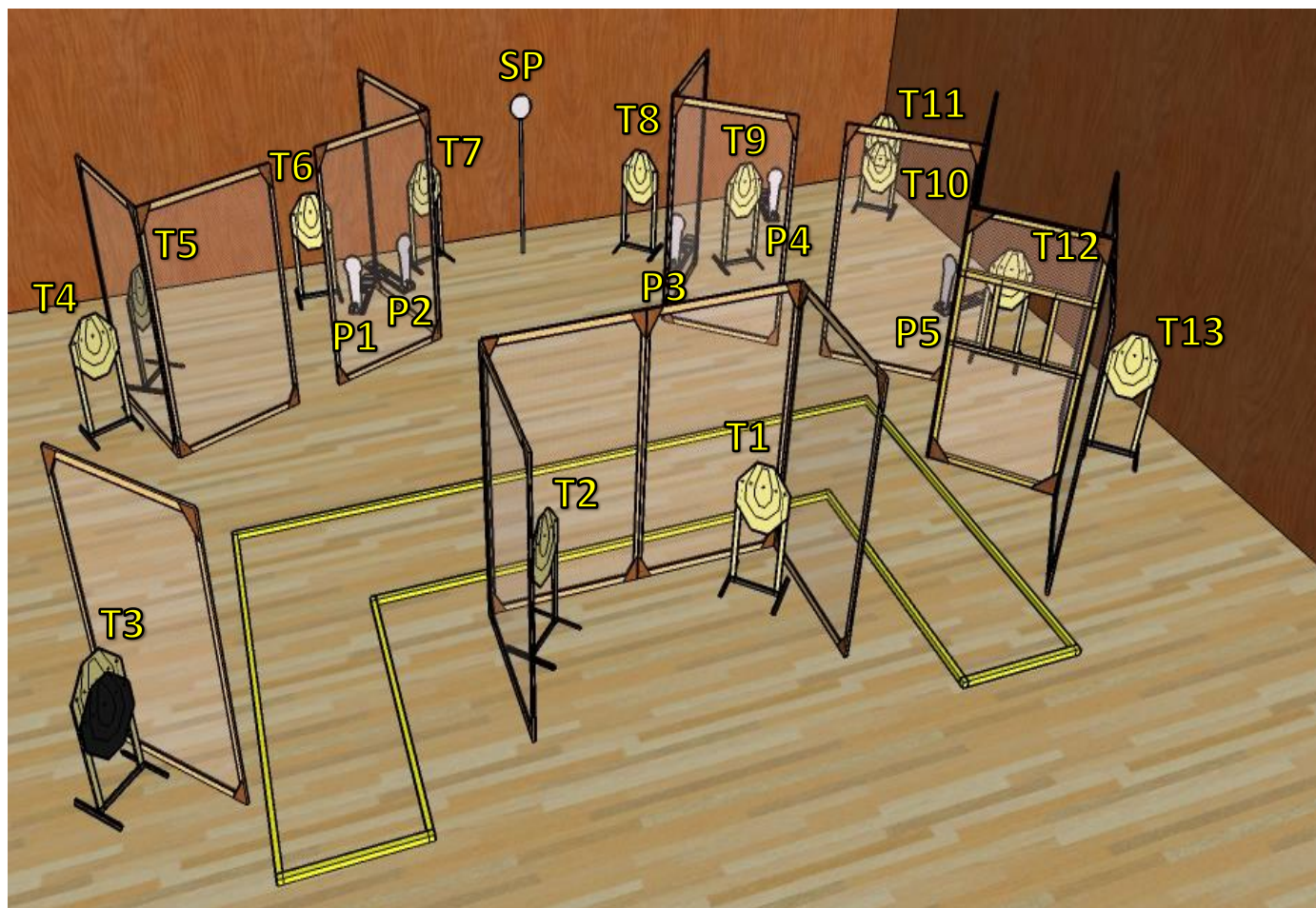
| | |
|---|--|
| Course of fire type | Short |
| Targets | 3 x IPSC Mini Paper Target 1 x IPSC Mini Paper No-shoot Target 4 x IPSC Action Air Mini Popper 1 x Stop plate |
| Number of projectiles to be scored | 11 |
| Handgun ready condition | Gun is empty on the table, all magazines on the table. |
| Start position | Standing in designed area, both heels touching blue line. |
| Time starts / Time stops | On audible signal / last shot – stop plate |
| Procedure | After the start signal, engage targets from within designated area. |

STAGE 2



| | |
|---|--|
| Course of fire type | Short |
| Targets | 3 x IPSC Mini Paper Target 1 x IPSC Mini Paper No-shoot Target 5 x IPSC Action Air Mini Popper 1 x Stop plate |
| Number of projectiles to be scored | 12 |
| Handgun ready condition | Gun is loaded and holstered |
| Start position | Standing relaxed, facing downrange anywhere within designated area. |
| Time starts / Time stops | On audible signal / last shot – stop plate |
| Procedure | After the start signal, engage targets from within designated area. Popper P3 activates flipping targets T2, which stays visible at the end of the movement. |

STAGE 3



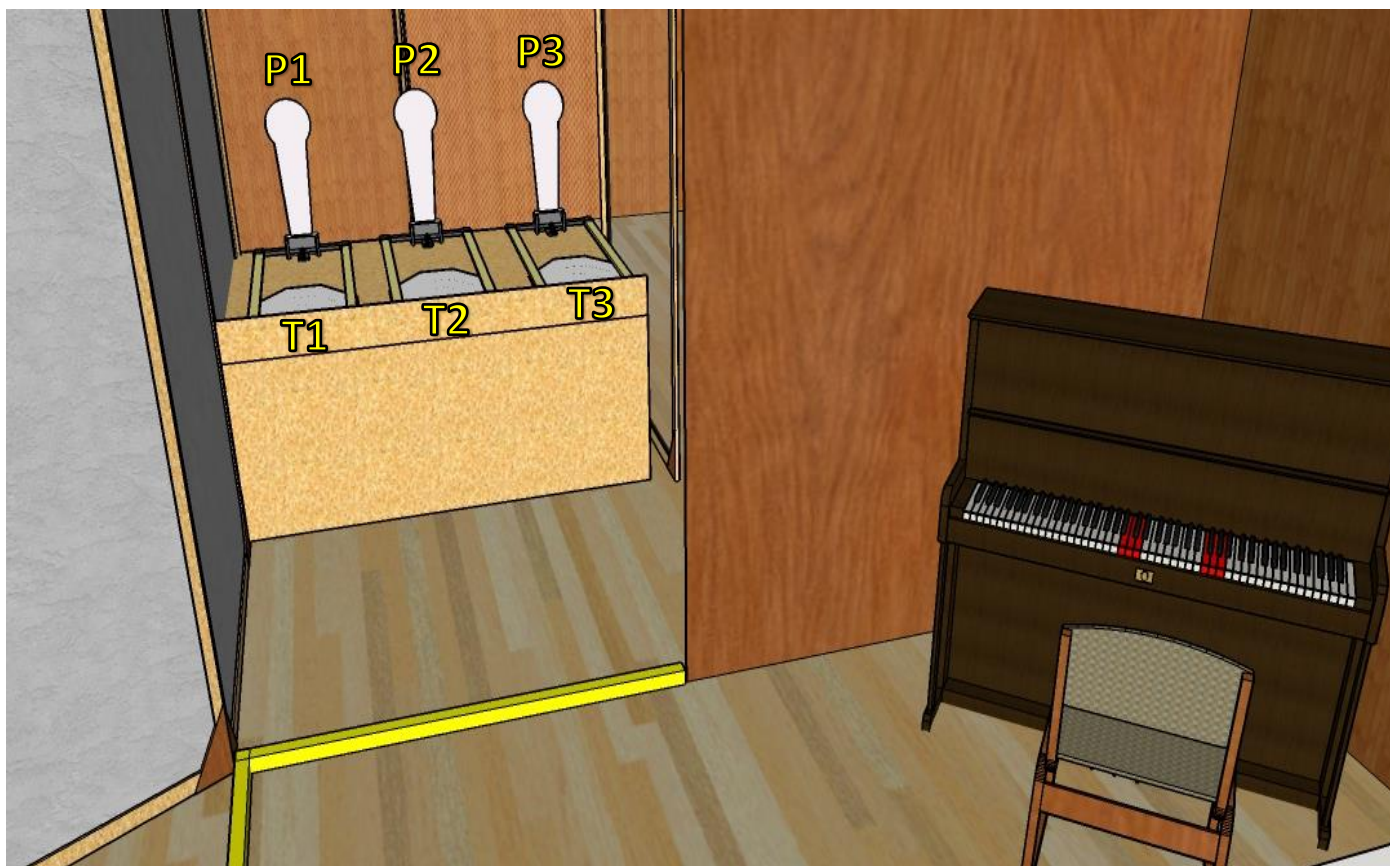
| | |
|---|---|
| Course of fire type | Long |
| Targets | 13 x IPSC Mini Paper Target 1 x IPSC Mini Paper No-shoot Target 5 x IPSC Action Air Mini Popper 1 x Stop plate |
| Number of projectiles to be scored | 32 |
| Handgun ready condition | Gun is loaded and holstered |
| Start position | Standing relaxed, facing downrange anywhere within designated area. |
| Time starts / Time stops | On audible signal / last shot – stop plate |
| Procedure | After the start signal, engage targets from within designated area. |

STAGE 4



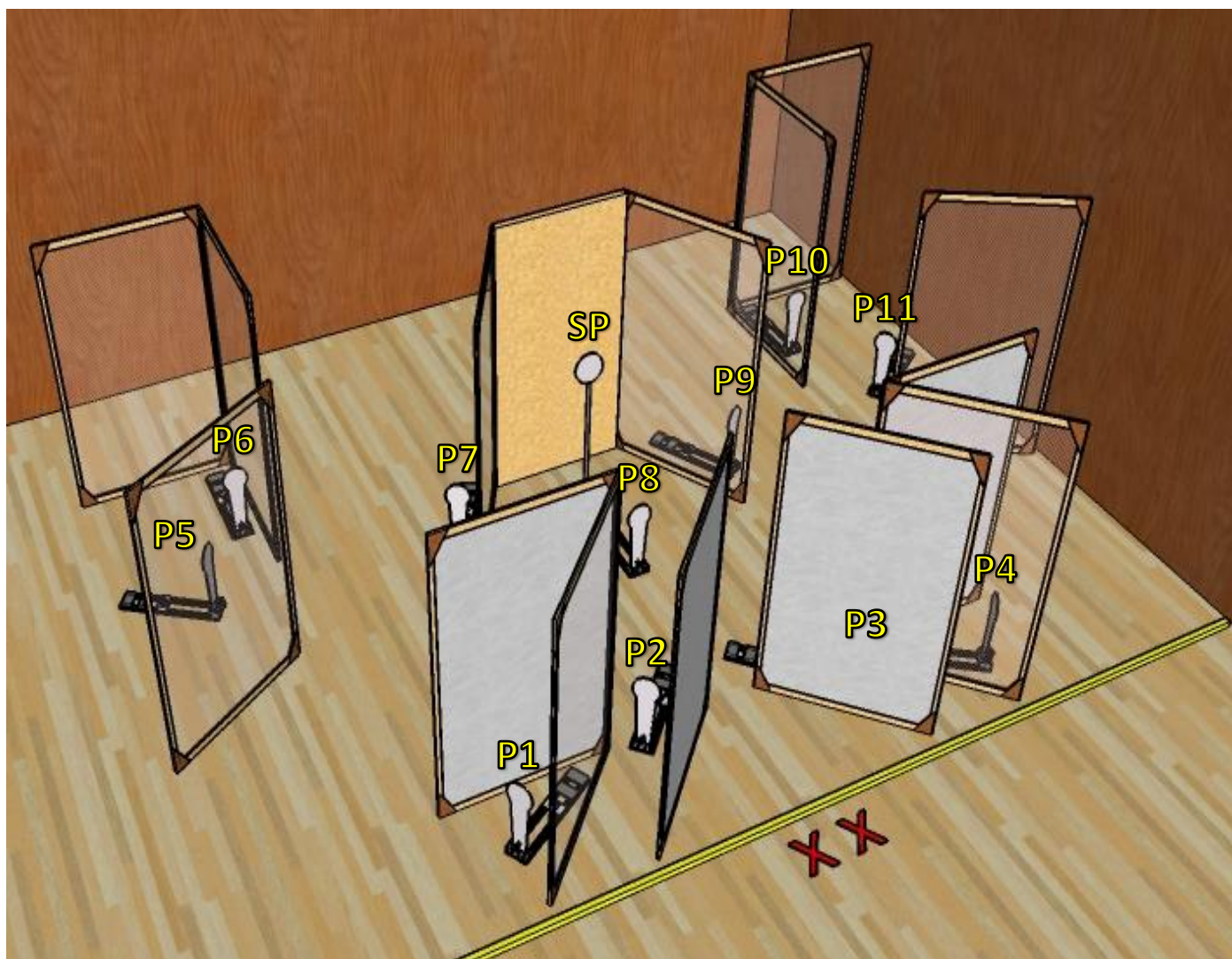
| | |
|---|--|
| Course of fire type | Medium |
| Targets | 7 x IPSC Mini Paper Target 3 x IPSC Mini Paper No-shoot Target 8 x IPSC Action Air Mini Popper 1 x Stop plate |
| Number of projectiles to be scored | 23 |
| Handgun ready condition | Gun is loaded and holstered |
| Start position | Standing relaxed, facing downrange anywhere within designated area. |
| Time starts / Time stops | On audible signal / last shot – stop plate |
| Procedure | After the start signal, engage targets from within designated area. |

STAGE 5



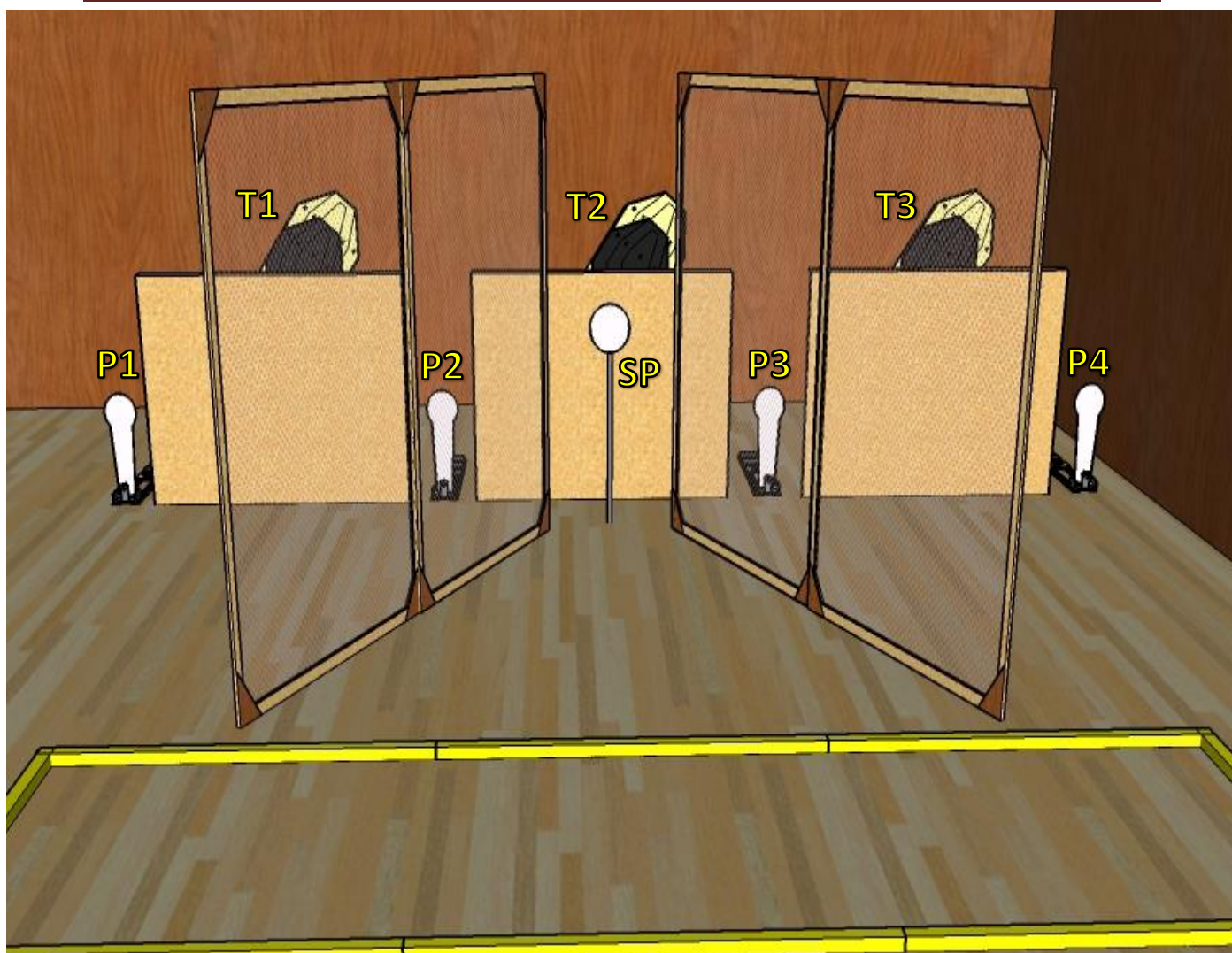
| | |
|---|---|
| Course of fire type | Short |
| Targets | 3 x IPSC Mini Paper Target 3 x IPSC Action Air Mini Popper |
| Number of projectiles to be scored | 9 |
| Handgun ready condition | Gun is loaded and holstered |
| Start position | Sitting on the chair, hands on the marks |
| Time starts / Time stops | On audible signal / last shot |
| Procedure | After the start signal, engage targets from within designated area. Popper P1,P2,P3 activates targets T1,T2,T3. |

STAGE 6



| | |
|---|---|
| Course of fire type | Short |
| Targets | 11 x IPSC Action Air Mini Popper 1 x Stop plate |
| Number of projectiles to be scored | 11 |
| Handgun ready condition | Gun is loaded and holstered |
| Start position | Standing relaxed on the marks, facing down range. |
| Time starts / Time stops | On audible signal / last shot – stop plate |
| Procedure | After the start signal, engage targets from within designated area. |

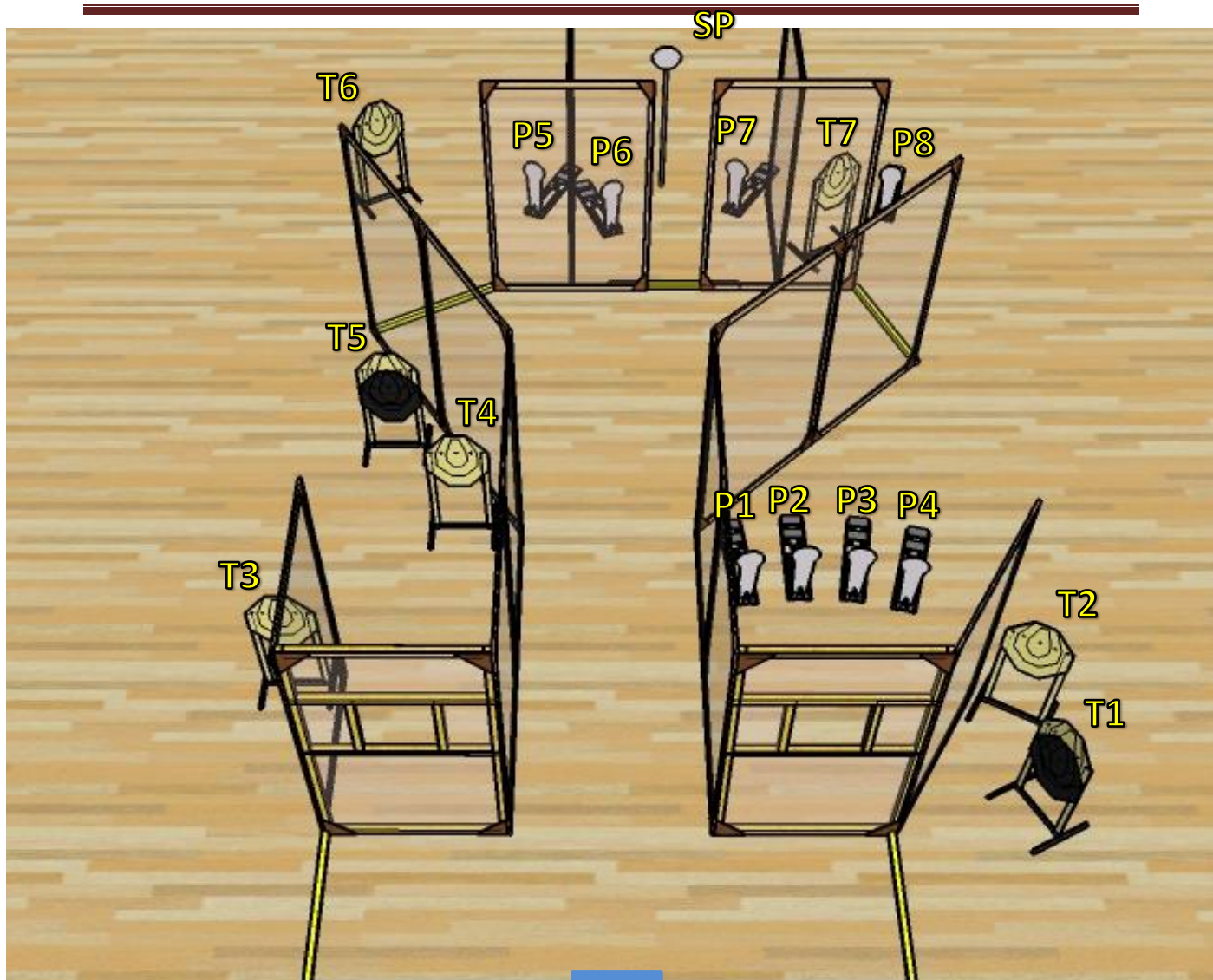
STAGE 7



| | |
|---|---|
| Course of fire type | Short |
| Targets | 3 x IPSC Mini Paper Target 3 x IPSC Mini Paper No-shoot Target 4 x IPSC Action Air Mini Popper 1 x Stop plate |
| Number of projectiles to be scored | 11 |
| Handgun ready condition | Gun is loaded and holstered |
| Start position | Standing relaxed, facing downrange anywhere within designated area. |
| Time starts / Time stops | On audible signal / last shot – stop plate |
| Procedure | After the start signal, engage targets from within designated area. Popper P1 activates flipping targets T1, Popper P3 activates flipping targets T2, Popper P2 activates flipping targets T3 which stays visible at the end of the movement. |



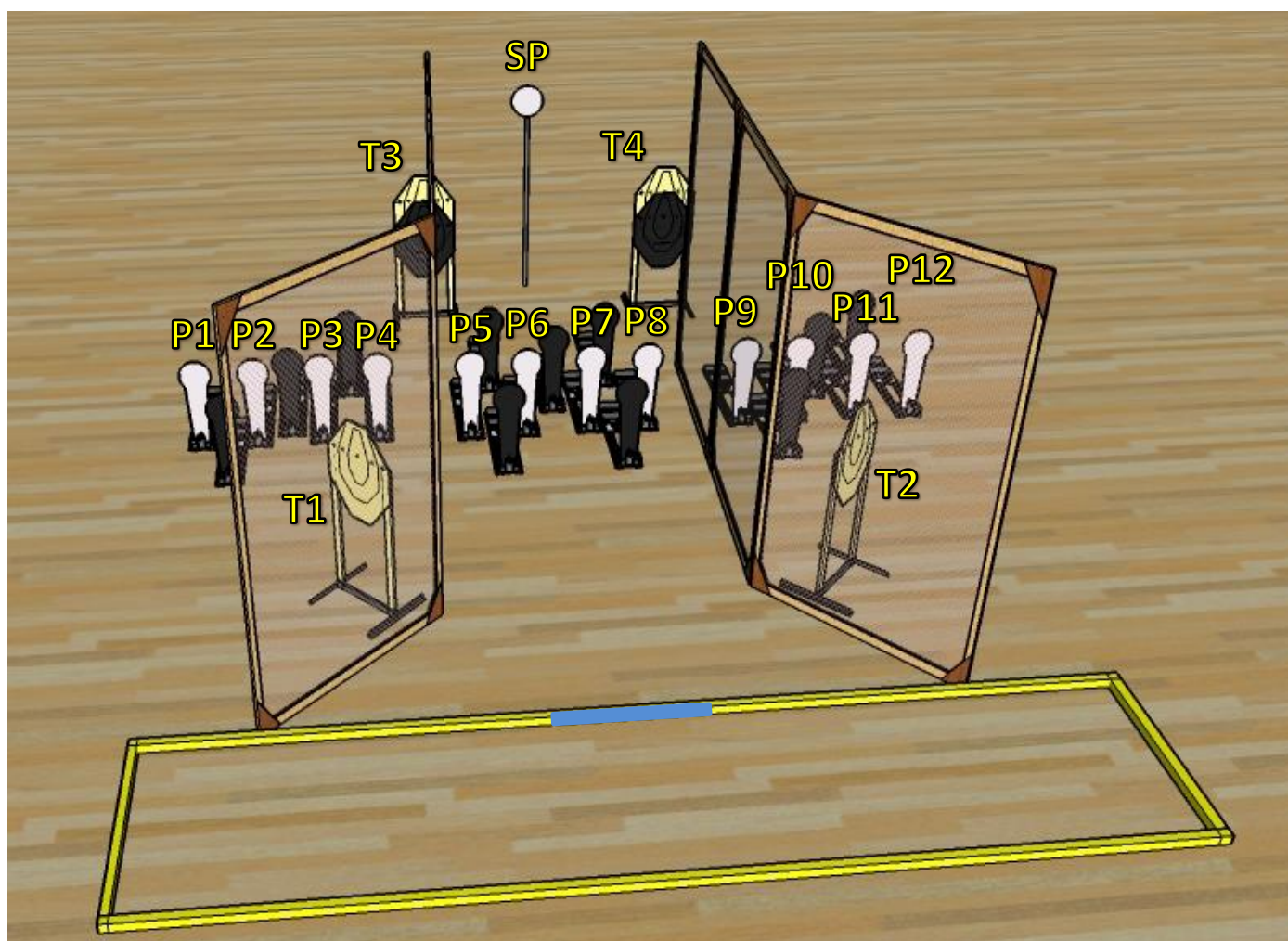
STAGE 8



| | |
|---|--|
| Course of fire type | Medium |
| Targets | 7 x IPSC Mini Paper Target 2 x IPSC Mini Paper No-shoot Target 8 x IPSC Action Air Mini Popper 1 x Stop plate |
| Number of projectiles to be scored | 23 |
| Handgun ready condition | Gun is loaded and holstered |
| Start position | Standing in designed area, both heels touching blue line. |
| Time starts / Time stops | On audible signal / last shot – stop plate |
| Procedure | After the start signal, engage targets from within designated area. |



STAGE 9

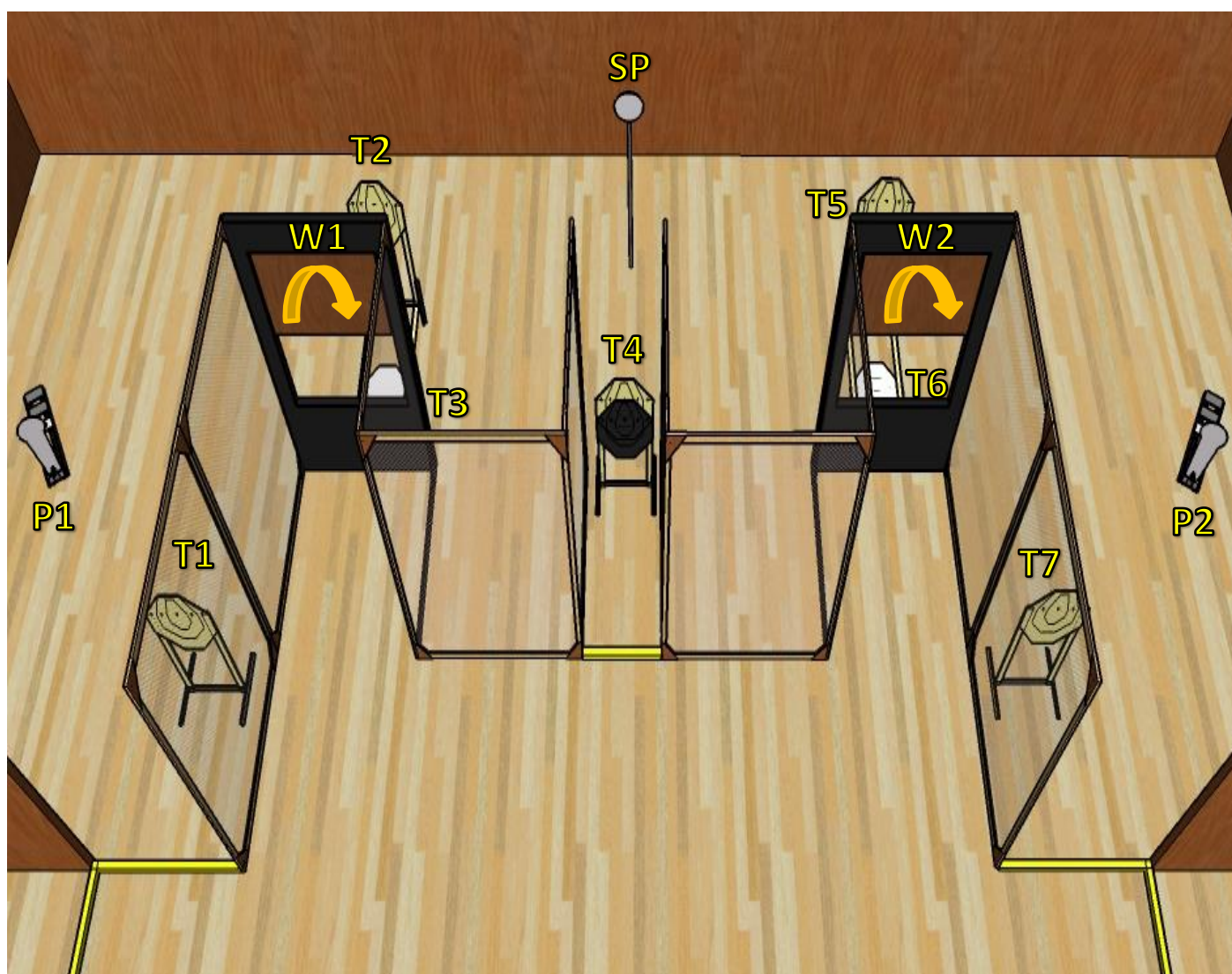


| | |
|---|--|
| Course of fire type | Medium |
| Targets | 4 x IPSC Mini Paper Target 2 x IPSC Mini Paper No-shoot Target 11 x IPSC Action Air Mini No-shoot Popper 12 x IPSC Action Air Mini Popper 1 x Stop plate |
| Number of projectiles to be scored | 21 |
| Handgun ready condition | Gun is loaded and holstered |
| Start position | Standing in designed area, both heels touching blue line. |
| Time starts / Time stops | On audible signal / last shot – stop plate |
| Procedure | After the start signal, engage targets from within designated area. |



International
Action Air League
IPSC

STAGE 10



| | |
|------------------------------------|--|
| Course of fire type | Medium |
| Targets | 7 x IPSC Mini Paper Target 1 x IPSC Mini Paper No-shoot Target 2 x IPSC Action Air Mini Popper 1 x Stop plate |
| Number of projectiles to be scored | 17 |
| Handgun ready condition | Gun is loaded and holstered |
| Start position | Standing relaxed, facing downrange anywhere within designated area. |
| Time starts / Time stops | On audible signal / last shot – stop plate |
| Procedure | After the start signal, engage targets from within designated area. Opening the window W1 activates targets T2/T3, Opening the window W2 activates targets T5/T6 |